

## 高表达拟南芥 miR396 提高烟草抗旱性\*

杨凤玺<sup>1,2</sup>, 余迪求<sup>1\*\*</sup>

(1 中国科学院西双版纳热带植物园, 云南 昆明 650223; 2 中国科学院研究生院, 北京 100049)

**摘要:** MiR396 是一个由 21 个核苷酸组成的单链非编码 RNA 小分子。烟草内的 miR396 受干旱诱导说明其可能参与烟草的干旱应答。在 35S 强启动子作用下我们将 miR396 转入到烟草体内获得高表达转基因植株, 生理学测试表明高表达 miR396 的转基因烟草耐旱性增强, 同时叶片表现出比野生型较低的失水率和较高的相对含水量, 进一步分析表明转基因植株除了叶片变得更为窄小外, 其气孔密度和气孔系数都比野生型降低, 这些都表明 miR396 作为一个正调节因子参与烟草的干旱胁迫应答。

**关键词:** miR396; 烟草; 干旱; 气孔

中图分类号: Q 945

文献标识码: A

文章编号: 0253-2700 (2009) 05-421-06

Overexpression of *Arabidopsis* MiR396 Enhances Drought Tolerance in Transgenic Tobacco PlantsYANG Feng Xi<sup>1,2</sup>, YU Di-Qiu<sup>1\*\*</sup>

(1 Xishuangbanna Tropical Botanical Garden, Chinese Academy of Sciences, Kunming 650223, China;

2 Graduate University of Chinese Academy of Sciences, Beijing 100049, China)

**Abstract:** MiR396 was a single-stranded noncoding small RNA with 21 nucleotides, and the expression of MiR396 in leaves was strongly induced in water deficit condition in tobacco, which suggested a possible role of miR396 in drought stress response. Under the control of 35S promoter, *MIR396* was introduced into tobacco mediated by *Agrobacterium tumefaciens*. Physiological tests indicated that the elevated levels of miR396 increased drought tolerance in tobacco accompanying with lower water loss rate and higher relative water content. Further more miR396-overexpressing plants exhibited visible reductions both in stomatal density and stomatal index as well as a narrow and small leaf phenotype in comparison with wild-type plants. The present study indicated that miR396 was a positive regulator in response to drought stress in tobacco.

**Key words:** miR396; Tobacco; Drought; Stomata

Water deficit is one of the most universal environmental stresses that affect almost all plant functions (Zhu, 2001). When water supply is limited, in order to survive under such unfavorable growth condition, plants have evolved diverse mechanisms for adapting to drought challenge (Flexas and Medrano, 2002). Increasing evidence has indicated that the molecular trait

of genes has the potential to overcome lots of limitations in improving drought-tolerance in tobacco, such as mannitol-1-phosphate dehydrogenase (*mitD*) (Abebe *et al.*, 2003; Karakas *et al.*, 1997), beanie aldehyde dehydrogenase (*BADH*) (Holmstrom *et al.*, 1996), pryoline-5-carboxylase (*P5C*) (Kishor and Miao, 1995) and late embryogenes abundant protein (*LEA*)

\* Foundation items: National High Technology Research and Development Program of China (863 Program) (2006AA02Z129), National Natural Science Foundation of China (90408022), Science Foundation of Yunnan Province (2004C0051M), and "Hundred talents" Program of the Chinese Academy of Sciences

\*\* Author for correspondence; E-mail: ydq@xtbg.ac.cn; Tel: 86-871-5178133; Fax: 86-871-5160916

Received date: 2009-03-09, Accepted date: 2009-06-01

作者简介: 杨凤玺 (1985-) 女, 在读硕士研究生, 主要从事植物基因功能分析。

(Zhang *et al.*, 2000). Although the physiological and molecular basis of bio-water saving or water uptaking were complicated and diverse (Chaves and Oliveira, 2004), the control of water loss by stomata has, in particular, received attention since plants lose more than 90% of the water through the stomatal pore, and stomata characteristics are highly linked to drought tolerance (Flexas and Medrano, 2002).

Recently, strong evidence suggested that miRNAs, which was a class of about 22nt, single-stranded RNAs, regulating genes expression by targeting mRNAs for cleavage or transcriptional repression (Juarez *et al.*, 2004; Chen, 2004; Griffiths-Jones *et al.*, 2006), are hypersensitive to abiotic or biotic stress as well as to diverse physiological process (Sunkar and Zhu 2004; Lu *et al.*, 2005; Jones-Rhoades *et al.*, 2006; Navaro *et al.*, 2006). In *Arabidopsis*, miR398 was found to target CSD1 and CSD2 to improve tolerance of plant under oxidative stress conditions (Sunkar *et al.*, 2006). MiR395 and miR399 were identified to be involved in sulfate and inorganic phosphate starvation responses, respectively (Jones-Rhoades and Bartel 2004; Fujii *et al.*, 2005; Kawashima *et al.*, 2009). Additionally, miR169 was investigated to function in drought resistance as a negative regulator by targeting NFYA5 in *Arabidopsis* (Li *et al.*, 2008).

In this study, we found that miR396 was markedly induced by drought stress in tobacco. To further our understanding of the role of miR396 as a conserved sequence, we analyzed two transgenic plant lines over-expressing *AtMIR396a* in tobacco (*Nicotiana tabacum* L.) showing that the increased levels of miR396 enhanced drought tolerance in tobacco. Meanwhile narrower leaf and lower stomatal density than those of wild-type were observed in transgenic tobacco, it suggested that the reduced leaf size and the decreased number of stomatal pore might partly make a contribution to the enhanced drought resistance in tobacco.

## Materials and methods

**Plant materials and treatments** Tobacco seeds (*Nicotiana tabacum* CV. Xanthi NC) were surface sterilized, seeded in culture dish containing MS medium, solidified with 0.65% (w/v) agar. After two weeks, the seedlings then transferred into

the soil in a greenhouse at 24 °C–28 °C. For PEG treatments, 8-week-old tobacco seedlings were transferred into half-strength MS solution after germination; the nutrient solution in the plastic growth containers was continuously aerated with pumps and renewed every week. For drought treatment, 8-week-old seedlings grown in soil were held without water for 3 weeks before the plants were rewatered. For ABA, GA, and NAA treatment, samples of 8-week-old seedlings were exposed to 100  $\mu\text{mol L}^{-1}$  ABA, 100  $\mu\text{mol L}^{-1}$  NAA, and 1  $\mu\text{mol L}^{-1}$  GA for 4 hours, respectively.

**Plasmid construction and tobacco transformation** A fragment of 544 bp (containing miR396a precursor of 151 bp) was amplified from *Arabidopsis* genomic DNA by PCR using specific primers (miR396a: 5'-TGC TGT AAA AGA ATG ACC CTT-3' and 5'-AAA CTC ATA GAC AGA AGT TAG GGT T-3'), and then was inserted into a plant transformation vector (pOCA30), downstream of the constitutive 35S promoter. The construct were introduced into tobacco by the leaf-disk method as Curtis described (Curtis *et al.*, 1995) mediated by *Agrobacterium tumefaciens* strain GV3101. Transgenic plants were screened on MS medium containing 300  $\mu\text{M L}^{-1}$  kanamycin. Two independent lines of T<sub>2</sub> plants were used for detailed analysis.

**RNA gel Blotting** Total RNA was extracted from samples using Trizol reagent (Invitrogen). Samples of 10  $\mu\text{g}$  total RNA were resolved on a 15% denaturing polyacrylamide/1x TBE/7 M urea gel and subjected to blot-hybridization analysis using [<sup>32</sup>P] ATP-labeled single-stranded anti-miR396a DNA probe (CAGT-TCAAGAAAGCTGTGGAA), performed as described by Akbergenov (Akbergenov *et al.*, 2006).

**Confocal Microscopy and Statistics** To visualize stomata outlines, the leaves were immersed in 0.2 mg mL<sup>-1</sup> propidium iodide for 30 min, with the blade adaxial side facing up. A laser scanning confocal microscope LSCM was used to take images. Statistics analysis followed the method described by Thomas (Thomas *et al.*, 2003).

## Results

### MiR396 Expression Induced by Water Deficit

MiR396 accumulated mainly in leaves and flowers and to a lower extent in roots and stems in tobacco (unpublished data). To study the expression pattern of miR396 in stress conditions, we detected the response of miR396 expression to drought, ABA, GA and NAA treatment by northern blot analysis. An obvious increase in miR396 levels was observed when the seedlings were exposed to water deficit condition for 4 days and the accumulation reached to the peak at the day 7, and then, at the first day after re-watered miR396 re-

turned to a normal level (Fig. 1B), while no visible increase of miR396 was observed in wide-type plants treated with ABA, GA or NAA (Fig. 1C). These results indicated that miR396 were up-regulated by drought stress suggesting a potential role of miR396 in the drought resistance in tobacco.

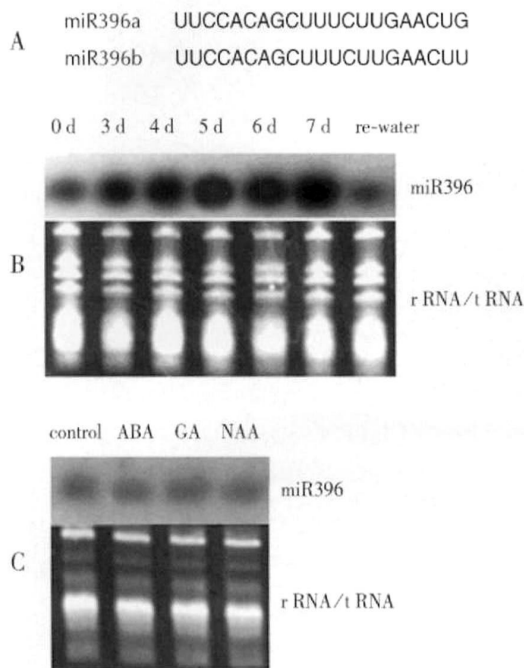


Fig. 1 Expression of miR396 in tobacco with drought, ABA, GA and NAA treatment (A) Mature miR396 sequence. (B) Expression of miR396 in 8-week-old tobacco withheld from water for a week. (C) Expression of miR396 in leaves of 8-week-old seedlings exposed to  $100\mu\text{mol L}^{-1}$  ABA,  $1\mu\text{mol L}^{-1}$  GA and  $100\mu\text{mol L}^{-1}$  NAA for 4 hours, respectively

### MiR396 Overexpression Improved Drought Tolerance in Tobacco

The expression of miR396 induced by drought stress in tobacco prompted us to determine whether miR396 was involved in plant drought resistance. Given the miR396 was conserved in distantly related plant species, both in terms of primary and mature miRNAs (Zhang *et al.*, 2006), and miR396a differs from miR396b just by one nucleotide (Fig. 1A), we generated transgenic tobacco overexpressing *AtMIR396* under the cauliflower mosaic virus 35S promoter (35S:: *AtMIR396a*). More than 10 transgenic lines were obtained and confirmed by PCR analysis and northern blot analysis, and the lines 2 and 5 were selected for further studies (Fig. 2).

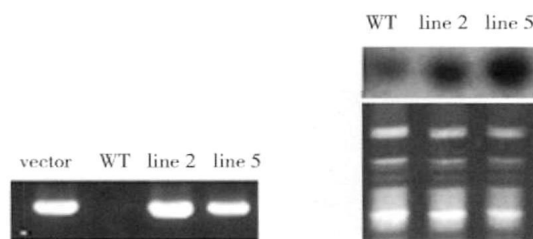


Fig. 2 Identification of 35S:: *AtMIR396a* plants by PCR (A) and northern blot analysis using miR396a antisense probe (B)

We utilized two types of water deficit conditions to investigate the role of miR396 in drought stress response. 8-week-old seedlings of transgenic and wild-type plants were withheld from water for 3 weeks. The wild-type plants leaves were clearly wilted compared to those of transgenic plants (Fig. 3A). In the parallel experiments, PEG6000 (20%) was used to produce a more stringent water stress condition that did not permeate the roots but only imitated soil dehydration. The leaves of wild-type plants wilted quickly upon 3 h PEG6000 treatment, while those of the transgenic plants were normal (Fig. 3B). To determine whether the response to osmoticum stress in seedling root was influenced by miR396, we analyzed root development and germination rate under normal and drought conditions (MS medium with  $200\text{ mmol L}^{-1}$  mannitol). Both of them were not significantly different between miR396-overexpressing and wild-type seedlings (data not shown), indicating that the modulation of miR396 in tobacco drought stress tolerance was not associated with the early stage of seedling development directly.

### MiR396 Modulates the Drought Stress Response in Tobacco Through Regulating Leaf and Stomata Development

To further elucidate the water stress resistance of transgenic plants, we then detected daily water loss in 8-week-old transgenic and wild-type plants. As shown in Figure 4, water loss rates of leaves detached from both two lines of transgenic plants were significantly lower than that of wild-type plant (Fig. 4A). In addition, under both the well-watered condition and drought stress condition, relative water contents (RWC) of the transgenic lines were higher than those of wild-type samples and the distinction was more remarkable under

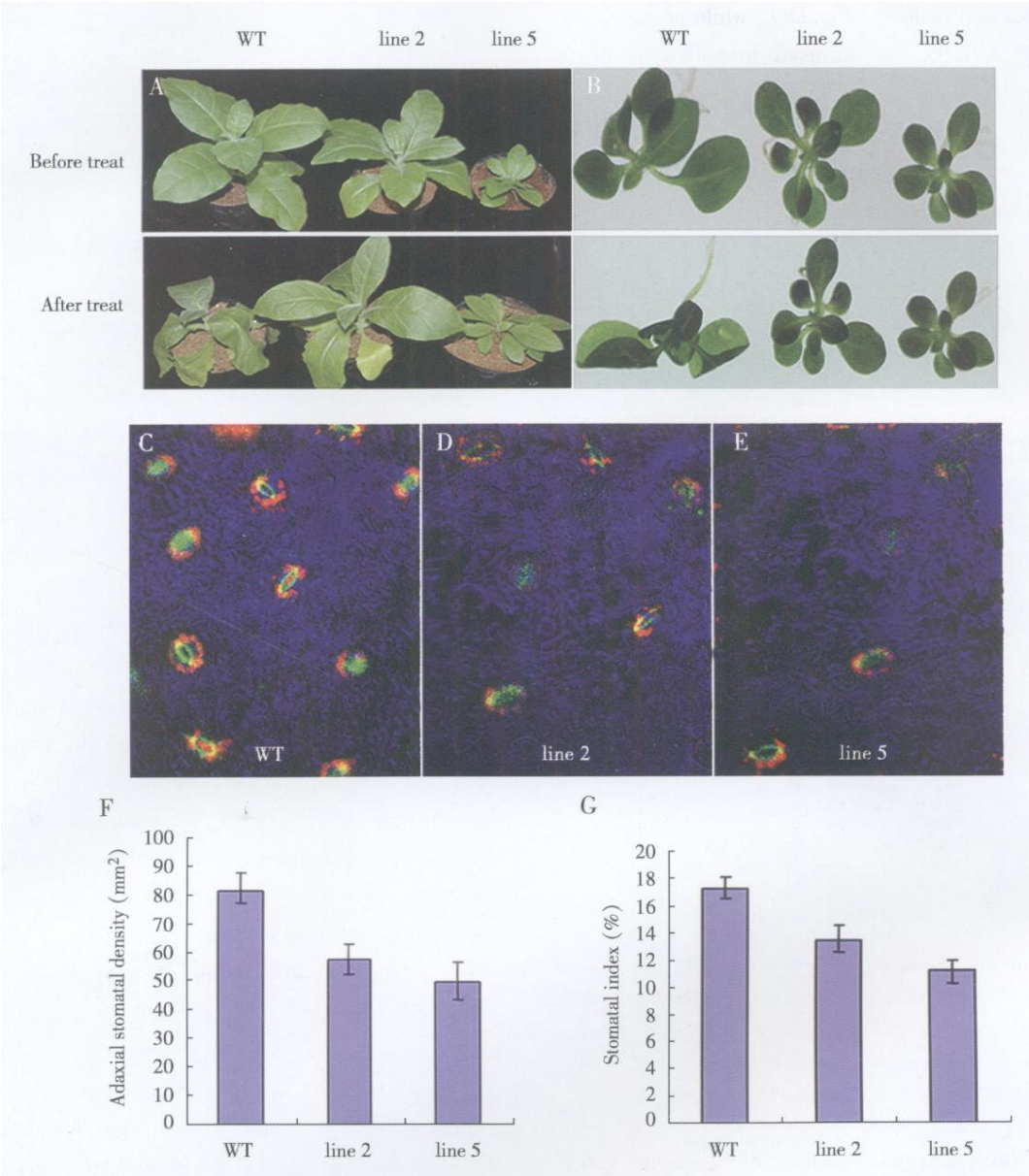


Fig. 3 A and B Growth statuses of different transgenic lines under stress conditions. (A) 8-week-old seedlings wild-type (WT) and two T<sub>2</sub> transgenic plants (line 2 and line 5) in greenhouse were withheld from water for 3 weeks; (B) 3-week-old seedlings were treated with 20% PEG 6000 for 3 hours; C-G. Measurement of stomatal number in wild-type and transgenic plants. C. Digital images of impressions from adaxial leaf surface of wild-type; D and E. transgenic lines; analysis of stomatal density (F) and index (G) of abaxial surface of mature leaves from wild-type and transgenic plants. 8-week-old plants were used. ( $P < 0.05$ )

water deficit conditions (Fig. 4B). These results suggested that transgenic plants enhanced drought tolerance, at least partly, due to an enhanced ability of bio-water-saving which was reported to be mainly controlled by leaf area and stomata activity (Hill, 1994).

Our previous study showed that miR396 accumulation in tobacco led to a reduction in leaf size by targeting three *GRF*-like genes (unpublished data).

which might contribute to plants water-saving by decreasing transpiration (Hill, 1994; Schoch *et al.*, 1984). In consistent with the small and narrow leaf, lower water loss rate and higher relative water content, a lower stomatal density and stomatal index were observed in transgenic plant. As shown in Figure 3 (F-G), the stomatal density on the abaxial surface of the fifth leaves of 35S::MIR396a transgenic line 2 and line 5 were

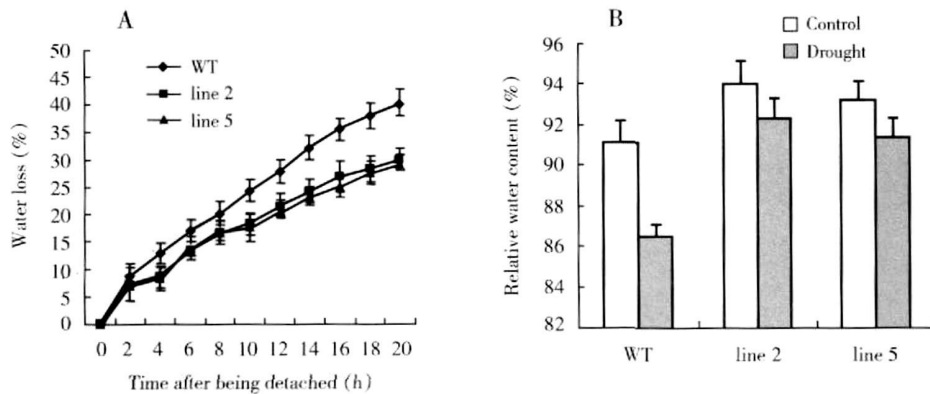


Fig. 4 Effect of miR396 over expression on water loss and relative water content in wild-type and transgenic plants.

(A) Water loss of the detached leaves from 8-week-old plants. (B) Measurement of leaf relative water content of 8-week-old wild-type and transgenic plants at normal condition and water deficit condition (a-week water withdrawal)

clearly decreased by 30% and 40%, respectively, when compared with that of control plants grown under the same condition (Fig. 3E). Meanwhile an obvious reduction in stomatal index: number of stomata related to total epidermal cell number (Ticha, 1982), in transgenic plants was observed (Fig. 3G). All of these results suggest that miR396 function as a positive regulator in tobacco response to drought resistance.

## Discussion

Drought is the primary limitation to plant production worldwide, to cope with such unfavorable situation, most plants conserve water by reducing leaf size and/or decreasing stomatal index (Hill, 1994; Schoch *et al.*, 1984; 1980), since water conservation in plants are regulated to a large extent via the opening and closure of stomata (Schurr *et al.*, 1992). Stomata closure is the primary cause of the reduction in photosynthetic rate under mild drought (Cornic, 2000; Medrano *et al.*, 2002; Chen *et al.*, 1997). Recent advances in stomata development and the identification of a number of genes regulating stomatal density make it possible to generate transgenic plants with different stomatal densities (Xu and Zhou, 2008).

In this work, drought-induced miR396 accumulation has been detected, and the wild-type plants showed sensitive physiological responses (e.g., leaf rolling) to the sudden or continuous drought stress (10% PEG treatment for 4 h or water-withheld for 3

weeks), while no apparent external change was observed in the transgenic plants (Fig. 3). Meanwhile, we observed lower water loss rate and higher relative water content in consistent with a lower stomatal density and stomatal index compared to the wild-type plants as well as small and narrow leaves, while no distinction in root development or germination rate in transgenic tobacco compared to that in the wild-type under normal or drought stress. These data indicated that miR396 could improve drought tolerance in tobacco with enhanced ability of water conservation through reducing leaf area and stomatal index but had no markedly influence in early stage of seedling growth. It also offered a potential strategy to create drought-tolerant plants, for miR396 was evolutionarily conserved both in terms of primary and mature miRNAs and it would be feasible to obtain drought-tolerance transgenic plants by introducing 35S: miR396 into tobacco.

## Reference:

- Abebe T, Guenzi AC, Martin B *et al.*, 2003. Tolerance of mannitol accumulating transgenic wheat to water stress and salinity [J]. *Plant Physiology*, **131**: 1748–1755
- Akbergenov R, Si-Ammour A, Blevins T *et al.*, 2006. Molecular characterization of geminivirus-derived small RNAs in different plant species [J]. *Nucleic Acids Research*, **34** (2): 462–471
- Chaves MM, Oliveira MM, 2004. Mechanisms underlying plant resilience to water deficits: Prospects for water-saving agriculture [J]. *Journal of Experimental Botany*, **55**: 2365–2384
- Chen S, Wang S, Altman A *et al.*, 1997. Genotypic variation in drought tolerance of poplar in relation to abscisic acid [J]. *Tree Physiology*,

- 17: 797—803
- Chen XM, 2004. A microRNA as a translational repressor of APETALA2 in *Arabidopsis* flower development [J]. *Science*, **303**: 2022—2025
- Comic G, 2000. Drought stress inhibits photosynthesis by decreasing stomatal aperture not by affecting ATP synthesis [J]. *Trends in Plant Science*, **5**: 187—188
- Curtis IS, Davey MR, Power JB, 1995. Leaf disc and transformation [J]. *Methods in Molecular Biology*, **44**: 59—70
- Flexas J, Medrano H, 2002. Drought inhibition of Photosynthesis in C3 Plants: Stomatal and Non-stomatal Limitations Revisited [J]. *Annals of Botany*, **89**: 183—189
- Fujii H, Chiu TJ, Lin SI *et al.*, 2005. A miRNA involved in phosphate-starvation response in *Arabidopsis* [J]. *Current Biology*, **15**: 2038—2043
- Griffiths-Jones S, Grocock RJ, van Dongen S *et al.*, 2006. MiRBase: microRNA sequences, targets and gene nomenclature [J]. *Nucleic Acids Research*, **34**: 140—144
- Hill RSe, 1994. History of the Australian Vegetation [M]. Cambridge: Cambridge Univ. Press
- Jones-Rhoades MW, Bartel DP, 2004. Computational identification of plant microRNAs and their targets, including a stress-induced miRNA [J]. *Molecular Cell*, **14**: 787—799
- Jones-Rhoades MW, Bartel DP, Bartel B, 2006. MicroRNAs and their regulatory roles in plants [J]. *Annual Review of Plant Biology*, **57**: 19—53
- Juarez MT, Kui JS, Thomas J *et al.*, 2004. MicroRNA-mediated repression of rolled leaf1 specifies maize leaf polarity [J]. *Nature*, **428**: 84—88
- Karakas B, Ozias-akins P, Stushnoff *et al.*, 1997. Salinity and drought tolerance of mannitol-accumulating transgenic tobacco [J]. *Plant, Cell and Environment*, **20**: 609—616
- Kawashima CG, Yoshimoto N, Maruyama-Nakashita A *et al.*, 2009. Sulphur starvation induces the expression of microRNA-395 and one of its target genes but in different cell types [J]. *The Plant Journal*, **57**: 313—321
- Kishor PBK, Miao G, 1995. Over expression of pyrroline-5-carboxylase synthase increase proline production and confers osmotolerance in transgenic plants [J]. *Plant Physiology*, **108**: 1367—1369
- Li WX, Oono Y, Zhu JH, 2008. The *Arabidopsis* NFYA5 transcription factor is regulated transcriptionally and posttranscriptionally to promote drought resistance [J]. *The Plant Cell*, **20**: 2238—2251
- Liu DM, Song Y, Chen ZX *et al.*, 2009. Ectopic expression of miR396 suppresses GRF target gene expression and alters leaf growth in *Arabidopsis* [J]. *Physiologia Plantarum*, (in press)
- Lu C, TeiSS, Luo S *et al.*, 2005. Elucidation of the small RNA component of the transcriptome [J]. *Science*, **309** (5740): 1525—1526
- Medrano H, Escalona JM, Bota J, 2002. Regulation of Photosynthesis of C3 Plants in Response to Progressive Drought: Stomatal Conductance as a Reference Parameter [J]. *Annals of Botany*, **89**: 895—905
- Navarro L, Dunoyer P, Jay F *et al.*, 2006. A Plant miRNA Contributes to Antibacterial Resistance by Repressing Auxin Signaling [J]. *Science*, **312** (5772): 436—439
- Schoch PG, Jacques R, Lecomte A *et al.*, 1984. Dependence of the Stomatal Index on Environmental Factors During Stomatal Differentiation in Leaves of *Vigna sinensis* L [J]. *Journal of Experimental Botany*, **35**: 1405—1409
- Schoch PG, Zinsou C, Sibi M, 1980. Dependence of the stomatal index on environmental factors during stomatal differentiation in leaves of *Vigna sinensis* L [J]. *Journal of Experimental Botany*, **31**: 1211—1216
- Schurr U, Gollan T, Schulze ED, 1992. Stomatal response to drying soil in relation to changes in the xylem sap composition of *Helianthus annuus*. II. Stomatal sensitivity to abscisic acid imported from the xylem sap [J]. *Plant, Cell and Environment*, **15**: 561—567
- Sunkar R, Zhu JK, 2004. Novel and stress-regulated microRNAs small RNAs from *Arabidopsis* [J]. *Plant Cell*, **16**: 2001—2019
- Sunkar R, Kapoor A, Zhu JK, 2006. Posttranscriptional induction of two Cu/Zn superoxide dismutase genes in *Arabidopsis* is mediated by downregulation of miR398 and important for oxidative stress tolerance [J]. *Plant Cell*, **18**: 2051—2065
- Ticha I, 1982. Photosynthetic characteristics during ontogenesis of leaves. 7. Stomata density and sizes [J]. *Photosynthetica*, **16**: 375—471
- Thomas P, Woodward FI, Quick WP, 2003. Systemic irradiance signaling in tobacco [J]. *New Phytologist*, **161**: 193—198
- Xu ZZ, Zhou GS, 2008. Responses of leaf stomatal density to water status and its relationship with photosynthesis in a grass [J]. *Journal of Experimental Botany*, **59** (12): 3317—3325
- Zhang L, Ohta A, Takagi M *et al.*, 2000. Expression of Plant Group 2 and Group 3 lea Genes in *Saccharomyces cerevisiae* Revealed Functional Divergence among LEA Proteins [J]. *Journal of Biochemistry*, **127**: 4611—4616
- Zhang BH, Pan XP, Cannon CH *et al.*, 2006. Conservation and divergence of plant microRNA genes [J]. *Plant Journal*, **46**: 243—259
- Zhu JK, 2001. Cell signal under salt, water and cold stresses [J]. *Current Opinion in Plant Biology*, **4**: 401—406